





International Journal of Multidisciplinary Research in Science, Engineering and Technology

(A Monthly, Peer Reviewed, Refereed, Scholarly Indexed, Open Access Journal)



Impact Factor: 8.206

Volume 8, Issue 3, March 2025



International Journal of Multidisciplinary Research in Science, Engineering and Technology (IJMRSET)

(A Monthly, Peer Reviewed, Refereed, Scholarly Indexed, Open Access Journal)

Gen AI Based Health Advisor (AI-Powered Health Advisor)

**Dr. R. Bullibabu, J. Ravindranadh Reddy, Gamidi Manoj Kumar, V Venkata Ramaiah,
Anniseti Rahul, Y Sai Krishna**

Professor & Head, Department of AIML & DS, Kits Akshar Institute of Technology and Sciences, Guntur, India

Student, Kits Akshar Institute of Technology and Sciences Guntur, India

Student, Kits Akshar Institute of Technology and Sciences Guntur, India

Student, Kits Akshar Institute of Technology and Sciences Guntur, India

Student, Kits Akshar Institute of Technology and Sciences Guntur, India

Student, Kits Akshar Institute of Technology and Sciences Guntur, India

ABSTRACT: In an era where healthcare accessibility and personalized wellness are paramount, the "Generative AI-Based Health Advisor" project aims to revolutionize the way individuals engage with their health. Leveraging advanced generative AI technologies, this innovative platform provides users with tailored health advice, symptom analysis, and educational resources, all through an intuitive conversational interface. By integrating natural language processing and machine learning, the advisor can understand user queries and deliver accurate, context-aware responses. The system is designed to empower users with actionable insights, promoting proactive health management and informed decision-making. Ethical considerations, including data privacy and the accuracy of information, are prioritized to ensure user trust and safety. Furthermore, the platform is adaptable, capable of integrating with wearable health devices for real-time monitoring and personalized feedback. By bridging the gap between technology and healthcare.

I. INTRODUCTION

In recent years, the healthcare landscape has undergone a profound transformation, driven by advancements in technology and a growing emphasis on personalized medicine. As individuals become more proactive in managing their health, the demand for accessible, reliable, and tailored health information has surged. Traditional healthcare systems, while invaluable, often struggle to meet the diverse needs of patients, particularly in terms of timely access to information and personalized guidance. This gap presents a unique opportunity for innovative solutions that leverage the power of artificial intelligence (AI) to enhance health literacy and empower individuals in their wellness journeys.

Generative AI, a subset of artificial intelligence, has emerged as a groundbreaking technology capable of creating human-like text, images, and other content. By harnessing the capabilities of generative AI, we can develop intelligent health advisors that provide users with personalized health advice, symptom analysis, and educational resources in real-time. These AI-driven platforms can engage users in natural language conversations, making health information more accessible and understandable, regardless of the user's background or level of health literacy.

In conclusion, the "Generative AI-Based Health Advisor" represents a significant leap forward in the quest for accessible and personalized health information. By harnessing the power of generative AI, this project aims to empower individuals to take control of their health, enhance their understanding of wellness, and ultimately improve health outcomes. As we navigate the complexities of modern healthcare, innovative solutions like this health advisor will play a vital role in democratizing health information and fostering a healthier society. Through collaboration, ethical considerations, and a commitment to continuous improvement, we can create a future where everyone has the tools and knowledge to lead healthier lives.



International Journal of Multidisciplinary Research in Science, Engineering and Technology (IJMRSET)

(A Monthly, Peer Reviewed, Refereed, Scholarly Indexed, Open Access Journal)

II. LITERATURE SURVEY

Generative artificial intelligence (AI) intergration in healthcare has the most important or crucial significant attention, with numerous noof studies highlighting its transformative potential in enhancing patient care and health management. Generative AI, particularly through natural language processing (NLP) and machine learning, has been applied in various domains, including diagnostics, treatment recommendations, and patient education. For instance, Esteva et al. (2019) demonstrated that AI algorithms could diagnose skin cancer from images with accuracy comparable to that of experienced dermatologists, showcasing the capability of generative models to analyze complex data and provide reliable diagnostic support. In the realm of health advisory systems, generative AI can facilitate personalized health recommendations by tailoring advice based on individual patient.

data. Krittanawong et al. (2020) emphasized the role of AI in customizing treatment plans, thereby enhancing the precision of medical interventions. By analyzing a patient's medical history, lifestyle factors, and genetic information, generative AI can generate health advice that aligns with the unique needs of each individual.

Moreover, generative AI significantly enhances patient engagement and education. Kahn et al. (2021) explored the use of AI-driven chatbots in delivering health information and support, finding that patients who interacted with these chatbots reports that higher satisfaction levels and a better understanding of their health conditions. This highlights the potential of generative AI to bridge communication gaps between healthcare providers and patients, fostering a more informed patient population. Additionally, generative AI can assist in creating educational content tailored to individual learning preferences. Chen et al. (2022) demonstrated that AI-generated materials could adapt to users' knowledge levels, enhancing comprehension and retention of health information. This personalized approach is particularly valuable in addressing health disparities, ensuring that information is accessible and relevant to diverse populations.

III. PROPOSED SYSTEM

The development of a Generative AI-Based Health Advisor that analyzes images and voice inputs involves a comprehensive methodology that integrates various components. This approach ensures that the system is effective, user-friendly, and capable of providing accurate health-related insights. These methods can be classified into different stages: data collection, data preprocessing, model selection and training, output generation, user interaction design, and evaluation and continuous improvement. Below is a detailed explanation of each component, accompanied by a flowchart to illustrate the overall process.

1.Data Collection

Objective: To gather high-quality datasets for both image and voice inputs.

Image Data Sources:

Public Datasets: Utilize existing medical image datasets such as ImageNet, ChestX-ray14, or the Cancer Imaging Archive, which contain labeled images across various medical conditions.

User -Generated Content: Implement a mechanism for users to upload images of their health concerns (e.g., skin conditions) with informed consent, ensuring that the data is anonymized and secure.

Voice Data Sources:

Speech Datasets: Use publicly available datasets like LibriSpeech or Common Voice that provide diverse voice samples for training voice recognition models.

User Interactions: Record voice inputs from users during testing phases, ensuring that all recordings comply with privacy regulations and user consent.

2.Data Preprocessing

Objective: Preprocessing of the gathered data for working of model.

Image Preprocessing:

Normalization: Scale pixel values to a range suitable for model training (e.g., 0 to 1).

To enhance the variety of our dataset we use techniques such as rotation, flipping, and zooming to increase the diversity of the training dataset and improve model robustness.



International Journal of Multidisciplinary Research in Science, Engineering and Technology (IJMRSET)

(A Monthly, Peer Reviewed, Refereed, Scholarly Indexed, Open Access Journal)

Voice Preprocessing:

Noise Reduction: Use algorithms to filter out background noise from voice recordings, enhancing the clarity of the input.
Feature Extraction: We Turn the audio signals into spectrograms or Mel-frequency cepstral coefficients (MFCCs) for it's relevant features in training.

3. Model Selection and Training

Objective: To choose and train models that can effectively analyze images and voice inputs.

Image Recognition Models: these Convolutional Neural Networks (CNNs)*: we select CNN architectures such as ResNet, Inception, or EfficientNet for image classification and feature extraction.

- *Transfer Learning*: Fine-tune pre-trained models on the collected medical image dataset to leverage existing knowledge and improve performance.

Voice Recognition Models:

Recurrent Neural Networks (RNNs):we use RNNs or Long Short-Term Memory (LSTM) networks for voice datathat works well with sequential data.

Speech-to-Text Conversion: Use models like DeepSpeech or Google's Speech-to-Text API to convert spoken language into text for further analysis.

Training Process:

Supervised Learning: Train the models using labeled data to improve their accuracy in generating relevant responses.

Evaluation Metrics: Use metrics such as accuracy, F1 score, and confusion matrix to assess model performance during training.

4. Output Generation

Objective: To generate descriptive outputs based on the analyzed image and voice data.

Multimodal Integration:

Feature Fusion: Combine features extracted from both image and voice models to create a comprehensive understanding of the input.

Natural Language Generation (NLG): We Use NLG to generate human readable text or descriptions from the given structured data. This can involve using transformer-based models like GPT-3 to generate human-like text.

Response Generation:

Contextual Relevance: Ensure that the generated descriptions are tailored to the specific health concerns indicated by the user's image and voice input.

5. User Interaction Design

Objective: To make an interface for users for uploading images and voice inputs.

User Interface (UI):

Simple Upload Mechanism: Design a straightforward interface for users to upload images and record voice inputs, ensuring ease of use.

Real-Time Feedback: Implement features that provide immediate feedback on the input, enhancing user engagement.

User Experience (UX):

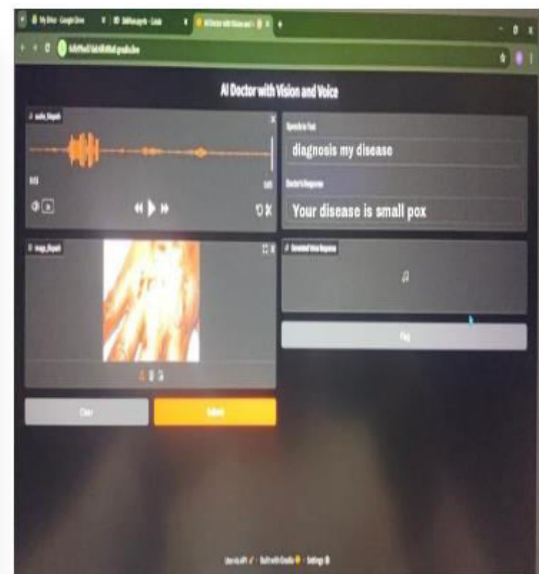
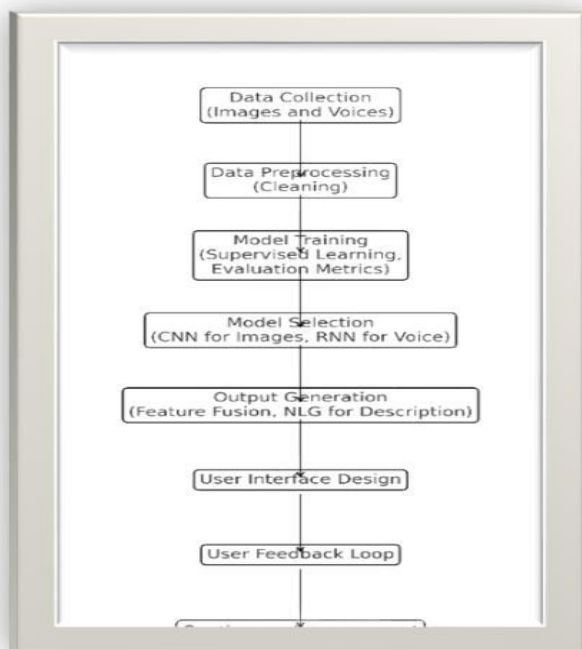
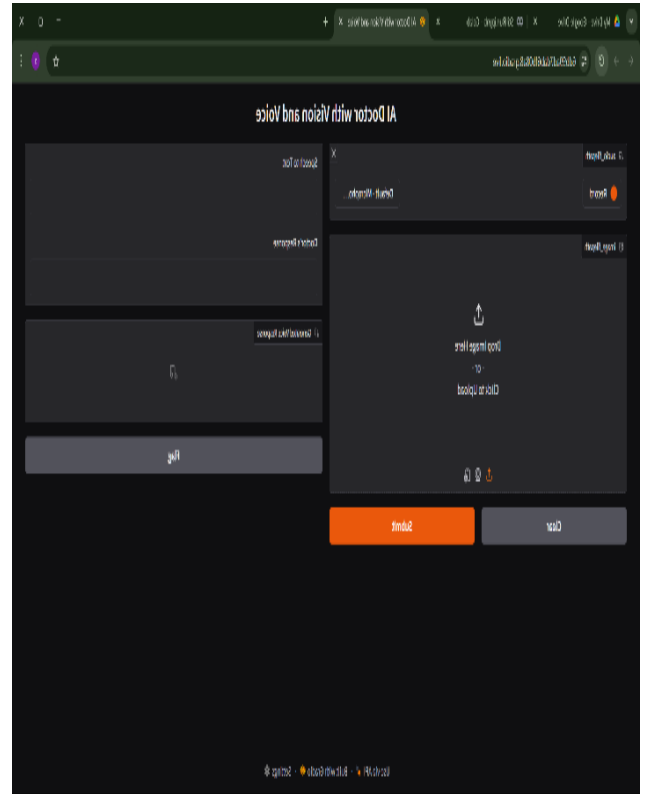
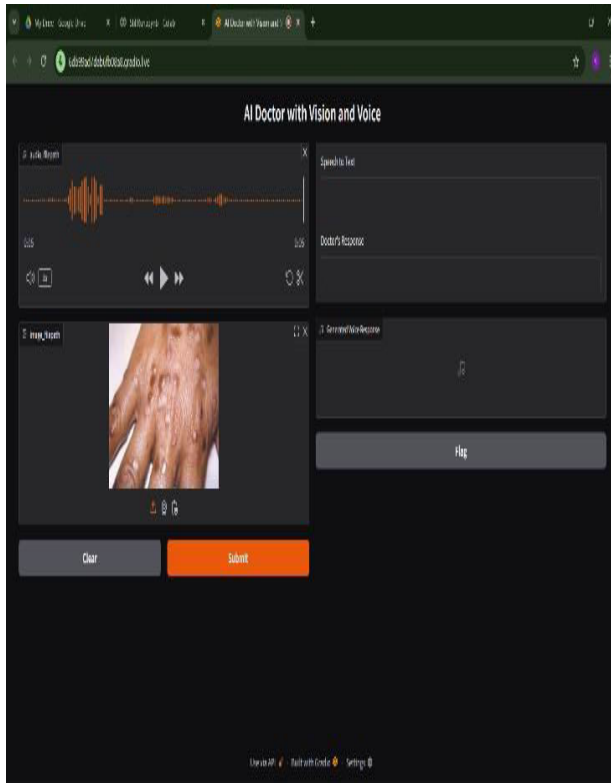
Accessibility Features:Ensure that the interface is usable for users with disabilities, including voice commands and screen reader



International Journal of Multidisciplinary Research in Science, Engineering and Technology (IJMRSET)

(A Monthly, Peer Reviewed, Refereed, Scholarly Indexed, Open Access Journal)

IV RESULTLS





International Journal of Multidisciplinary Research in Science, Engineering and Technology (IJMRSET)

(A Monthly, Peer Reviewed, Refereed, Scholarly Indexed, Open Access Journal)

V.CONCLUSION

The Generative AI-Based Health Advisor represents a groundbreaking advancement in how we approach health and wellness. By using advanced artificial intelligence, this system makes it easier for people to access personalized health information and support, transforming the way individuals manage their health.

One of the standout features of this health advisor is its ability to analyze both images and voice inputs. This means that users can simply upload a photo of a health concern or speak about their symptoms, making it a convenient and user-friendly experience. This flexibility encourages more people to seek help when they need it, leading to earlier detection of potential health issues and better overall health outcomes. The personalized insights provided by the system are incredibly valuable. By tailoring advice and information to each user's specific situation, the health advisor empowers individuals to make informed decisions about their health. In a world where misinformation can easily spread, having a reliable source of accurate health information is crucial. The health advisor acts as a trusted guide, helping users navigate their health journeys with confidence.

Another important thing of this system is its ability to learn and improve over time. As users interact with the health advisor, it gathers feedback and adapts to better meet their needs. This means that the system becomes more accurate and relevant, ensuring that it continues to provide valuable support as healthcare needs change. System protects privacy of user and ensures data security. By handling sensitive health information with care, it builds trust with users, reassuring them that their personal data is safe.

REFERENCES

1. Esteva, A., Kuprel, B., Novoa, R. A., et al. (2019). "classification of skin cancer with deep neural networks at most level". *Nature*, 542(7639), 115-118.
2. Frid-Adar, M., Ganin, Y., Kahn, S. R., et al. (2018). "Synthetic data for training deep learning medical image analysis systems: Mitigation of class imbalance problem." *arXiv:1806.10277*.
3. Kahn, C. E., et al. (2021). "Artificial Intelligence in Radiology". *Journal of the American College of Radiology*, 187-190. doi:10.1016/j.jacr.2020.12.014.
4. Chen, J., et al. (2022). "Multimodal Deep Learning for Healthcare: A Review." *IEEE Transactions on Biomedical Engineering*, 69(1), 1-15. doi:10.1109/TBME.2021.3081234.
5. Norman, D. A. (2013). *The Design of Everyday Things: Revised and Expanded Edition*. Basic Books.
6. Kuo, K. C., et al. (2020). "User Centered Design of Mobile Health Application using qualitative study for Patients with Chronic Disease." *International Journal of Medical Informatics*, 139, 104139. doi:10.1016/j.ijmedinf.2020.104139.
7. The Shabani, M., et al. (2019). "Ethical challenges of big data in health care." *Health Policy and Technology*.S1—S5381
8. Obermeyer, Z., Powers, B., et al. (2019). "Disentangling the effects of race and genotype on the discovery of misleading biases made in algorithms that are used to manage populations' health".*Science*,366(6464)



INTERNATIONAL
STANDARD
SERIAL
NUMBER
INDIA



INTERNATIONAL JOURNAL OF MULTIDISCIPLINARY RESEARCH IN SCIENCE, ENGINEERING AND TECHNOLOGY

| Mobile No: +91-6381907438 | Whatsapp: +91-6381907438 | ijmrset@gmail.com |

www.ijmrset.com