



e-ISSN:2582-7219



INTERNATIONAL JOURNAL OF MULTIDISCIPLINARY RESEARCH IN SCIENCE, ENGINEERING AND TECHNOLOGY

Volume 7, Issue 9, September 2024



INTERNATIONAL
STANDARD
SERIAL
NUMBER
INDIA

Impact Factor: 7.521



6381 907 438



6381 907 438



ijmrset@gmail.com



www.ijmrset.com



International Journal of Multidisciplinary Research in Science, Engineering and Technology (IJMRSET)

(A Monthly, Peer Reviewed, Refereed, Scholarly Indexed, Open Access Journal)

Genotype to Phenotype: The Role of Bioinformatics in Elevating Crop Resilience via Omics Approaches

Dr. Vinay Kumar Singh

Information Officer, Centre for Bioinformatics, School of Biotechnology, Institute of Science, Banaras Hindu
University, Varanasi, Uttar Pradesh, India

ABSTRACT: Bioinformatics tools and databases are instrumental in advancing crop improvement by harnessing the power of multi-omics technologies. This review explores the significant contributions of bioinformatics in genomics, proteomics, transcriptomics, metabolomics, and phenomics, highlighting how these approaches contribute to enhancing crop resilience and yield. We delve into specific examples of how bioinformatics facilitates data analysis, functional annotation, pathway mapping, and data integration, ultimately aiding in the development of superior crop varieties that are better equipped to withstand environmental challenges.

I. INTRODUCTION

The world's population is projected to reach 9.7 billion by 2050, presenting a formidable challenge to global food security. To meet this demand, we must develop crops that are highly productive, resilient, and adaptable to changing environmental conditions. Omics technologies, including genomics, proteomics, transcriptomics, metabolomics, and phenomics, provide unprecedented insights into the intricate workings of plant systems. However, the vast amount of data generated by these technologies necessitates sophisticated bioinformatics tools and databases for analysis, interpretation, and integration.

This review examines the pivotal role of bioinformatics in unlocking the potential of omics data for crop improvement. We will discuss the specific contributions of bioinformatics to each omics discipline, highlighting its application in identifying key genes, proteins, and metabolites that influence desirable traits like yield, stress tolerance, and disease resistance.


1. Genomics:

Genomics focuses on the study of an organism's complete DNA sequence. Bioinformatics plays a critical role in harnessing the power of genomics for crop improvement.

Genomic Data Analysis: Bioinformatics tools, such as BLAST, are essential for analyzing DNA sequences, identifying genetic variations, and mapping genes associated with desirable traits. This analysis facilitates the identification of key genes involved in yield potential, pest resistance, and drought tolerance.

Genome-Wide Association Studies (GWAS): Bioinformatics databases and tools, such as HapMap, enable researchers to perform GWAS. GWAS involves associating specific traits with genetic markers, which can be used for marker-assisted selection (MAS). MAS allows breeders to select plants with desired traits more efficiently, accelerating the breeding process.

Functional Genomics: Bioinformatics helps to annotate gene functions, understand gene regulation, and identify genes involved in specific pathways through comparative genomics. These analyses provide insights into the molecular mechanisms underlying complex traits, aiding in the development of targeted breeding strategies.



International Journal of Multidisciplinary Research in Science, Engineering and Technology (IJMRSET)

(A Monthly, Peer Reviewed, Refereed, Scholarly Indexed, Open Access Journal)

2. Proteomics:

Proteomics focuses on the study of the complete set of proteins expressed by an organism. Bioinformatics tools enable the analysis and interpretation of proteomic data for crop improvement.

Protein Identification and Quantification: Bioinformatics software, such as Mascot and MaxQuant, analyzes mass spectrometry data to identify and quantify proteins, providing insights into the protein composition of different crop varieties.

Functional Annotation of Proteins: Databases like UniProt allow researchers to annotate protein functions, interactions, and pathways, revealing key proteins involved in stress responses and developmental processes. This knowledge is crucial for developing crops with enhanced stress tolerance and improved yield potential.

Post-Translational Modifications: Bioinformatics tools aid in analyzing post-translational modifications (PTMs), such as phosphorylation and glycosylation, which can alter protein function and stability. These modifications often play significant roles in plant responses to environmental cues and can be targeted for crop improvement.

3. Transcriptomics:

Transcriptomics investigates the complete set of RNA transcripts expressed by an organism, providing information about gene expression levels. Bioinformatics tools are vital for analyzing and interpreting transcriptomic data.

Gene Expression Profiling: Bioinformatics tools analyze RNA-seq data to assess gene expression levels under various conditions. This analysis helps identify genes that respond to stresses or developmental stages, providing insights into the molecular mechanisms underlying stress tolerance and yield variation.

Differential Expression Analysis: Bioinformatics tools allow the comparison of transcriptomes between different conditions (e.g., stressed vs. non-stressed plants), facilitating the identification of key regulatory genes involved in specific responses. These genes can be further studied and manipulated to enhance crop resilience.

Co-Expression Networks: By constructing gene co-expression networks, researchers can uncover regulatory relationships and pathways relevant to specific traits. These networks provide a comprehensive view of gene interactions and regulatory networks, guiding the identification of key genes and pathways for manipulation.


4. Metabolomics:

Metabolomics focuses on the study of all metabolites present in a biological sample, providing a snapshot of the metabolic state of an organism. Bioinformatics tools enable the analysis and interpretation of metabolomic data for crop improvement.

Metabolite Profiling: Bioinformatics tools help analyze metabolomic data to identify and quantify metabolites, providing insights into plant metabolism and stress responses. This information can be used to identify metabolic pathways associated with desirable traits and develop targeted breeding strategies.

Pathway Analysis: Databases such as KEGG and MetaCyc enable researchers to map metabolites to metabolic pathways, linking them to physiological traits and helping identify biosynthetic pathways for desirable compounds. This information can be used to engineer crops for enhanced nutrient content or improved resistance to biotic and abiotic stresses.

Integration with Other Omics Data: Integrating metabolomic data with genomics, proteomics, and transcriptomics provides a holistic view of plant responses and traits, enhancing understanding and guiding breeding efforts. This



International Journal of Multidisciplinary Research in Science, Engineering and Technology (IJMRSET)

(A Monthly, Peer Reviewed, Refereed, Scholarly Indexed, Open Access Journal)

integrated approach can help identify key regulatory pathways and pinpoint specific targets for genetic modification or breeding strategies.

5. Phenomics:

Phenomics focuses on the high-throughput measurement and analysis of plant phenotypes, including growth, yield, and responses to environmental stresses. Bioinformatics plays a crucial role in processing and analyzing phenotypic data.

High-Throughput Phenotyping: Bioinformatics platforms process data from various phenotyping technologies (e.g., imaging, sensors) to assess plant traits. This data provides crucial information about plant performance under different conditions, enabling the identification of promising varieties for specific environments.

Data Integration: Bioinformatics facilitates the integration of phenotypic data with other omics data, allowing for a systems-level understanding of traits. This integrated approach enables researchers to link phenotypic variation to specific genetic, molecular, and metabolic changes, providing a more comprehensive understanding of trait development.

Machine Learning and AI: Advanced bioinformatics tools employ machine learning algorithms to analyze complex phenotypic data and predict crop performance under different conditions. This predictive capability can help breeders optimize selection strategies and prioritize the development of high-performing varieties.

Databases and Tools: Numerous databases and tools support omics research and bioinformatics analysis, including: NCBI (National Center for Biotechnology Information), Ensembl, and TAIR (The Arabidopsis Information Resource) for genomic annotations. STRING and BioGRID for protein-protein interaction databases. Gene Ontology (GO) for functional annotation of genes and proteins. Metabolomics Workbench and MetaboAnalyst for metabolite analysis. PhenomeNet and PhenoDB for phenotypic data management.

Here are few plant specific databases with details:

NCBI GenBank: A comprehensive database of publicly available nucleotide sequences, including those from plants. Extensive collection of DNA and RNA sequences, associated metadata, and tools for sequence analysis.


Plant Genome Database (PGDB): A curated database of plant genomes and related information, including gene annotations, genetic maps, and comparative genomics data. Dedicated to plant genomes, provides a comprehensive view of genomic data for a wide range of plant species.

The Arabidopsis Information Resource (TAIR): A comprehensive resource for the model plant *Arabidopsis thaliana*, focusing on its genome, gene expression, and genetic interactions. Extensive data on *Arabidopsis thaliana*, including sequences, annotations, expression data, and genetic maps.

MaizeGDB: A specialized database for the maize genome, providing resources for researchers studying maize genetics and genomics. Dedicated to maize, offering data on gene expression, genetic maps, and genetic variation.

Gramene: A database dedicated to grass genomes, focusing on comparative genomics and evolutionary relationships. Provides information on the genomes of various grasses, including rice, wheat, and barley.

Solanaceae Genomics Network (Sol Genomics Network): A database and research network focusing on the Solanaceae family, including tomato, potato, and pepper. Offers resources for researchers studying the Solanaceae family, including genomic data, gene annotations, and phenotypic information.



International Journal of Multidisciplinary Research in Science, Engineering and Technology (IJMRSET)

(A Monthly, Peer Reviewed, Refereed, Scholarly Indexed, Open Access Journal)

Plant Ontology (PO): A controlled vocabulary for describing plant structures, processes, and functions, standardizing terminology used in plant research. Provides a standardized vocabulary for describing plant traits, facilitating data integration and analysis.

PlantTFDB: A database dedicated to plant transcription factors, providing information on their sequences, structures, and regulatory functions. Offers a comprehensive collection of plant transcription factor sequences, annotations, and functional information.

Phytozome: A platform for comparative genomics in plants, providing access to genomic data for a wide range of plant species. Hosts a diverse collection of plant genomes and related data, allowing for comparative analysis across species.

Tropicos: A database of plant names and associated taxonomic information, maintained by the Missouri Botanical Garden. Offers comprehensive information on plant names, taxonomic relationships, and specimen data.

Kew Royal Botanic Gardens: Plants of the World Online: A comprehensive online flora, providing information on the names, descriptions, and distributions of plants worldwide. Offers a global perspective on plant diversity, providing detailed information on species and their geographical occurrences.

The International Plant Names Index (IPNI): A database of plant names, including their publication dates and authorship, aiming to standardize plant nomenclature. Provides a comprehensive listing of published plant names, facilitating accurate identification and communication.

The Plant List: A working list of known plant species, aiming to provide a comprehensive and accurate overview of plant diversity. Offers a consolidated list of accepted plant species, promoting consistency and accuracy in plant identification.

Global Biodiversity Information Facility (GBIF): A global network of biodiversity data, including occurrence records for plants and other organisms. Provides a vast collection of plant occurrence data, allowing for analysis of species distributions and conservation efforts.


USDA PLANTS Database: A comprehensive database of plants native to the United States, focusing on their identification, distribution, and ecological significance. Offers detailed information on plant species found in the United States, including their taxonomy, distribution maps, and ecological data.

Plant Breeding Abstracts (PBA): A bibliographic database covering plant breeding research and literature, providing access to a vast collection of scientific publications. Offers a comprehensive collection of plant breeding literature, facilitating research on plant breeding techniques and advancements.

Plant Metabolic Network (PMN): A database focusing on plant metabolism, providing information on metabolic pathways, enzymes, and metabolites. Offers a comprehensive view of plant metabolism, facilitating the understanding of plant biochemical processes.

The Plant Proteome Database (PPDB): A database dedicated to plant proteins, providing information on their sequences, structures, and functions. Offers a comprehensive collection of plant protein sequences, annotations, and functional data.

Rice Genome Annotation Project (RAP-DB): A dedicated database for the rice genome, providing information on gene annotations, genetic maps, and functional genomics data. Offers a comprehensive resource for researchers studying the rice genome, including a wealth of data on gene expression, genetic variation, and metabolic pathways.



International Journal of Multidisciplinary Research in Science, Engineering and Technology (IJMRSET)

(A Monthly, Peer Reviewed, Refereed, Scholarly Indexed, Open Access Journal)

KEGG PATHWAY Database: A database of biological pathways, including those involved in plant metabolism, signaling, and disease resistance. Provides a comprehensive view of biological pathways, allowing for analysis of gene interactions and network dynamics in plants.

II. CONCLUSION


Bioinformatics tools and databases are essential for leveraging multi-omics data to enhance crop improvement efforts. They provide analytical power, data integration capabilities, and accessible resources that empower researchers to:

1. Identify and manipulate the genetic basis of traits.
2. Optimize breeding strategies for specific environments.
3. Develop crops that are more resilient to biotic and abiotic stresses.
4. Enhance yield potential and nutritional value.

By integrating these omics technologies and leveraging the power of bioinformatics, we can accelerate the development of superior crop varieties, ensuring food security for a growing global population in the face of climate change and environmental challenges.

REFERENCES

1. Altschul, S. F., Gish, W., Miller, W., Myers, E. W., & Lipman, D. J. (1990). Basic local alignment search tool. *Journal of molecular biology*, 215(3), 403–410. [https://doi.org/10.1016/S0022-2836\(05\)80360-2](https://doi.org/10.1016/S0022-2836(05)80360-2)
2. Caspi, R., Billington, R., Ferrer, L., Foerster, H., Fulcher, C. A., Keseler, I. M., Kothari, A., Krummenacker, M., Latendresse, M., Mueller, L. A., Ong, Q., Paley, S., Subhraveti, P., Weaver, D. S., & Karp, P. D. (2016). The MetaCyc database of metabolic pathways and enzymes and the BioCyc collection of pathway/genome databases. *Nucleic acids research*, 44(D1), D471–D480. <https://doi.org/10.1093/nar/gkv1164>
3. Collard, B. C., & Mackill, D. J. (2008). Marker-assisted selection: an approach for precision plant breeding in the twenty-first century. *Philosophical transactions of the Royal Society of London. Series B, Biological sciences*, 363(1491), 557–572. <https://doi.org/10.1098/rstb.2007.2170>
4. Cox, J., & Mann, M. (2008). MaxQuant enables high peptide identification rates, individualized p.p.b.-range mass accuracies and proteome-wide protein quantification. *Nature biotechnology*, 26(12), 1367–1372. <https://doi.org/10.1038/nbt.1511>
5. Fiehn, O. (2002). Metabolomics—the link between genotypes and phenotypes. *Plant Molecular Biology*, 48(1-2), 155–171.
6. Tardieu, F., Cabrera-Bosquet, L., Pridmore, T., & Bennett, M. (2017). Plant Phenomics, From Sensors to Knowledge. *Current biology : CB*, 27(15), R770–R783. <https://doi.org/10.1016/j.cub.2017.05.055>
7. Godfray, H. C., Beddington, J. R., Crute, I. R., Haddad, L., Lawrence, D., Muir, J. F., Pretty, J., Robinson, S., Thomas, S. M., & Toulmin, C. (2010). Food security: the challenge of feeding 9 billion people. *Science (New York, N.Y.)*, 327(5967), 812–818. <https://doi.org/10.1126/science.1185383>
8. International HapMap Consortium (2003). The International HapMap Project. *Nature*, 426(6968), 789–796. <https://doi.org/10.1038/nature02168>
9. Kanehisa, M., & Goto, S. (2000). KEGG: kyoto encyclopedia of genes and genomes. *Nucleic acids research*, 28(1), 27–30. <https://doi.org/10.1093/nar/28.1.27>
10. Perkins, D. N., Pappin, D. J., Creasy, D. M., & Cottrell, J. S. (1999). Probability-based protein identification by searching sequence databases using mass spectrometry data. *Electrophoresis*, 20(18), 3551–3567. [https://doi.org/10.1002/\(SICI\)1522-2683\(19991201\)20:18<3551::AID-ELPS3551>3.0.CO;2-2](https://doi.org/10.1002/(SICI)1522-2683(19991201)20:18<3551::AID-ELPS3551>3.0.CO;2-2)
11. Stuart, J. M., Segal, E., Koller, D., & Kim, S. K. (2003). A gene-coexpression network for global discovery of conserved genetic modules. *Science (New York, N.Y.)*, 302(5643), 249–255. <https://doi.org/10.1126/science.1087447>
12. UniProt Consortium (2019). UniProt: a worldwide hub of protein knowledge. *Nucleic acids research*, 47(D1), D506–D515. <https://doi.org/10.1093/nar/gky1049>



International Journal of Multidisciplinary Research in Science, Engineering and Technology (IJMRSET)

(A Monthly, Peer Reviewed, Refereed, Scholarly Indexed, Open Access Journal)

13. Schaefer, R. J., Michno, J. M., & Myers, C. L. (2017). Unraveling gene function in agricultural species using gene co-expression networks. *Biochimica et biophysica acta. Gene regulatory mechanisms*, 1860(1), 53–63. <https://doi.org/10.1016/j.bbagr.2016.07.016>
14. Wang, Z., Gerstein, M., & Snyder, M. (2009). RNA-Seq: a revolutionary tool for transcriptomics. *Nature reviews. Genetics*, 10(1), 57–63. <https://doi.org/10.1038/nrg2484>



INTERNATIONAL
STANDARD
SERIAL
NUMBER
INDIA



INTERNATIONAL JOURNAL OF MULTIDISCIPLINARY RESEARCH IN SCIENCE, ENGINEERING AND TECHNOLOGY

| Mobile No: +91-6381907438 | Whatsapp: +91-6381907438 | ijmrset@gmail.com |

www.ijmrset.com