



# International Journal of Multidisciplinary Research in Science, Engineering and Technology

*(A Monthly, Peer Reviewed, Refereed, Scholarly Indexed, Open Access Journal)*



**Impact Factor: 8.206**

**Volume 8, Issue 3, March 2025**



## International Journal of Multidisciplinary Research in Science, Engineering and Technology (IJMRSET)

(A Monthly, Peer Reviewed, Refereed, Scholarly Indexed, Open Access Journal)

# Cotton Leaf Disease Detection using Convolutional Neural Networks

Mrs. T. Kirubarani, Shri Vaishnavi R

Asst. Prof., Department of Computer Science, Sri Krishna Arts and Science College, Coimbatore, India

UG Students, Department of Computer Science, Sri Krishna Arts and Science College, Coimbatore, India

**ABSTRACT:** Cotton is a vital cash crop, and the yield of cotton is severely impeded by a number of leaf diseases. Timely and accurate identification of these diseases is not only necessary for disease management but also critical for producing quality crops. Abstract: In this paper, we propose a Convolutional Neural Network (CNN) based model for the automated classification of cotton leaf diseases, such as bacterial blight, curl virus, fusarium wilt as well as healthy leaves. We trained the model on a dataset of diseased and healthy leaves of cotton and obtained excellent disease classification performance. It further explores the different preprocessing methods that helped in obtaining better results, as well as a detailed explanation of the CNN architecture used. Experimental results show that deep learning models outperform traditional methods. Future work for real-time deployment, IoT integration, dataset expansion, and transfer-learning are discussed to aid in developing the model in the context of precision agriculture.

**KEYWORDS:** cotton leaf disease detection, convolutional neural network (cnn), deep learning, image classification, bacterial blight, curl virus, fusarium wilt, smart agriculture, precision farming, automated diagnosis, flask web application, crop health monitoring, machine learning, plant disease identification.

## I. INTRODUCTION

Agriculture, operating even at the very basic level of producing food, accounts for a wide range of factors, and cotton is a commercially important agricultural crop used in the textile industry. Cotton plant health is crucial for production yield, fabric quality, and profitability. The cotton growers feel the greatest challenge of the spread of a range of plant diseases causing disastrous crop loss. That is why these diseases pose a serious threat to the farmers and the agriculture sector at large, resulting in huge economic losses.

Exposure to disease in cotton plants has been handled traditionally by farmers and agricultural experts carrying out inspection visually. This method is both extensive and dangerous, as symptoms will often vary from patient to patient and is reliant on subjective perception. Additionally, there may be no access to expert advice especially in rural areas resulting in poor diagnosis and treatment of disease.

Recent advancement of Artificial Intelligence (AI) and deep learning have led to automated disease identification systems, which could support the challenge. As stated previously, Convolutional Neural Networks (CNNs) is a specialized subset of deep learning models, primarily used for image classification, especially in the area of plant diagnosis. These CNN-based systems can identify diseased cotton leaves accurately by using image processing and machine learning techniques, promising timely intervention and enhanced crop management.

CNN-based deep learning system for cotton leaf disease detection. Images of cotton leaves are processed by the system, which then recognizes disease symptoms and groups the images into predetermined categories like Fusarium wilt, curl virus, bacterial blight, and healthy leaves. A Flask-based web application that integrates the trained model offers farmers an easy-to-use interface for uploading images and receiving real-time disease predictions. This system aims to improve agricultural practices, decrease reliance on manual inspection, and increase the effectiveness and precision of disease detection.



## International Journal of Multidisciplinary Research in Science, Engineering and Technology (IJMRSET)

(A Monthly, Peer Reviewed, Refereed, Scholarly Indexed, Open Access Journal)

### A. Objective

This paper aims to develop an Automated Cotton Leaf Disease Detection System through Convolutional Neural Networks (CNNs) in an effort to classify and identify early diagnosis/prevention of diseases. This work will contribute to agricultural production with less labor intensity, better disease detection effectiveness, and through a web-based user interface that caters to real-time classification. The study will also address other aspects like scalability, cost-effective sustainability, and future integration with smart farming technology to enhance promote precision agriculture in due time.

### B. PROPOSED SYSTEM

The proposed system leverages deep learning, specifically Convolutional Neural Networks (CNNs), to automatically detect and classify cotton leaf diseases. The model processes leaf images, extracts key features, and accurately identifies diseases such as bacterial blight, curl virus, and fusarium wilt. A Flask-based web application is integrated, allowing users to upload images and receive instant diagnostic results. This system eliminates the need for manual inspection, ensuring faster, more accurate, and cost-effective disease detection. By incorporating advanced preprocessing techniques and real-time inference, the proposed approach enhances crop health monitoring and supports precision farming practices.

### C. ADVANTAGES

**Automated Disease Detection:** The system provides fast and precise disease identification, reducing the need for manual intervention.

**High Accuracy:** CNN-based deep learning ensures improved accuracy in disease classification.

**Real-Time Analysis:** The web-based interface allows instant image uploads and immediate diagnosis.

**Cost-Effective Solution:** Reduces dependency on expensive laboratory testing and expert consultations.

**Scalability & Adaptability:** Can be extended to detect additional plant diseases by training on new datasets.

**User-Friendly Interface:** The Flask-based application ensures easy usability for farmers and agricultural experts.

**Early Detection & Prevention:** Helps in detecting diseases at an early stage, preventing large-scale crop loss.

**Integration with Smart Agriculture:** Can be combined with IoT-based systems for advanced precision farming solutions.

## II. PROBLEM STATEMENT

One of the most important commercial crops in the world, cotton makes a substantial contribution to the agricultural economy. Cotton plants, however, are extremely vulnerable to a number of diseases that can significantly lower yield and quality. For efficient disease management and crop loss prevention, early and precise detection of these diseases is essential.

Farmers and agricultural specialists have historically identified diseased leaves by hand inspection. Due to human limitations and the variability of disease symptoms, this method is not only time-consuming but also prone to errors. Furthermore, manual detection calls for a great deal of experience, which isn't always available, particularly in isolated farming areas. Widespread infections brought on by incorrect or delayed diagnosis can result in significant financial losses.

Conventional approaches use chemical treatments that are predicated on conjecture rather than accurate identification, which can result in excessive pesticide use and environmental harm. Despite their accuracy, laboratory-based techniques are expensive and not available to all farmers. Because manually inspecting thousands of plants is impractical in large-scale farming, automated solutions are required.

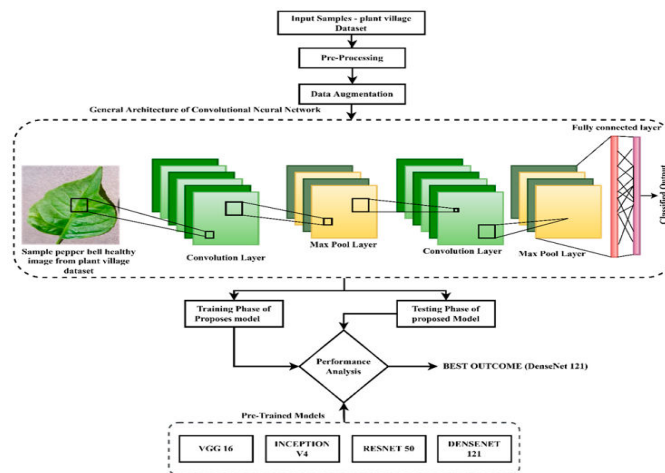


## International Journal of Multidisciplinary Research in Science, Engineering and Technology (IJMRSET)

(A Monthly, Peer Reviewed, Refereed, Scholarly Indexed, Open Access Journal)

The fact that diseases frequently present in subtle ways that are difficult to detect with the naked eye presents another significant obstacle, resulting in late-stage identification after damage has already been done. It is challenging to develop a one-size-fits-all method for manual disease identification because farming practices, soil quality, and climate all have an impact on disease occurrence. Furthermore, it is challenging to monitor emerging and evolving pathogens continuously using conventional techniques.

A deep learning-based automated system is suggested. This system ensures a quicker and more accurate method of disease identification by effectively detecting and classifying cotton leaf diseases using Convolutional Neural Networks (CNNs).



**Fig 1: Problem Statement**

Farmers can maximize their agricultural productivity while using the fewest resources possible by putting this system into place and acting quickly to stop further spread. This AI-based system's incorporation into an easily navigable web platform guarantees user-friendliness and real-time disease detection, equipping farmers with cutting-edge technology for improved crop health management.

### III. CHALLENGES WITH EXISTING SOLUTIONS

The efficacy of traditional cotton leaf disease detection techniques is limited by a number of issues. The use of manual inspection, which is not only laborious but also heavily reliant on the observer's expertise and experience, is one of the main problems. Accurate diagnosis can be made more difficult by variations in environmental factors, leaf position, and disease progression, which can produce inconsistent results.

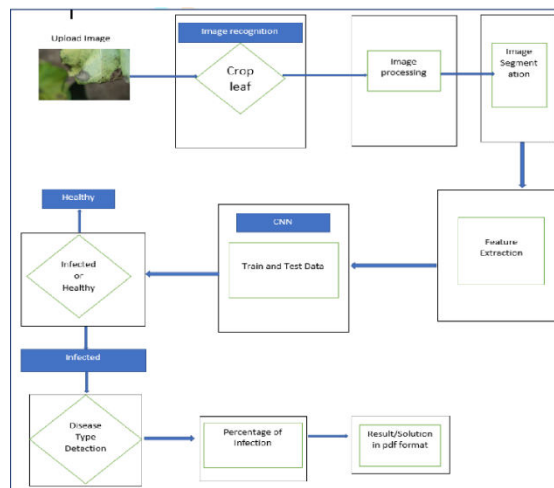
The application of chemical treatments in the absence of accurate disease identification presents another major obstacle. Instead of using pesticides as a targeted treatment, many farmers use them as a precaution, which results in excessive chemical use, environmental damage, and higher expenses. Traditional methods are ineffective in large-scale farming because it is not feasible to manually inspect thousands of plants.

Traditional machine learning models and other automated techniques have also demonstrated their limitations. A lot of them need a lot of feature engineering, in which professionals choose characteristics like color, texture, and shape by hand in order to classify them. Compared to deep learning techniques, which can automatically extract hierarchical features from images, this procedure is time-consuming and frequently results in less-than-ideal performance.



## International Journal of Multidisciplinary Research in Science, Engineering and Technology (IJMRSET)

(A Monthly, Peer Reviewed, Refereed, Scholarly Indexed, Open Access Journal)



**Fig 2: Solutions**

Another problem is computational limitations. It is not feasible to deploy certain high-accuracy models on mobile devices or in environments with limited computational resources due to their significant computational requirements. Moreover, noise is introduced into datasets by changes in lighting, camera quality, and image backgrounds, which lowers model accuracy.

A reliable, automated, and user-friendly system that can effectively identify cotton leaf diseases with little assistance from humans is required in light of these difficulties. In an effort to get around these restrictions, the suggested deep learning-based method offers a highly accurate, scalable, and affordable solution that easily connects with a web-based interface for convenient farmer accessibility.

#### IV. RELATED WORK

Numerous studies have investigated automated disease detection through the use of deep learning and image processing methods. Plant disease classification has been approached from a variety of angles, including conventional machine learning algorithms like Support Vector Machines (SVM), Random Forest, and K-Nearest Neighbors (KNN). However, the accuracy and adaptability of these models are limited by the need for manual feature extraction.

CNNs are being used for image-based disease classification as a result of recent developments in deep learning. CNN-based models have been shown by researchers to outperform conventional methods in terms of accuracy. In order to improve performance with small datasets, studies have investigated the use of pre-trained models like VGG16, Res Net, and Mobile Net for transfer learning in plant disease classification.

To improve detection accuracy, hybrid models that combine deep learning with conventional image processing methods have been proposed. Real-time monitoring and automated diagnosis are made possible by edge computing and Internet of Things-based plant disease detection systems, which are also attracting interest. Still, there are obstacles like dataset restrictions, computational resource limitations, and deployment problems that call for more advancements in the scalability and efficiency of the model.

#### V. METHODOLOGY

The suggested system detects cotton leaf disease using a deep learning-based methodology. Data collection, preprocessing, model training, and deployment are some of the phases that make up the methodology.

Images of cotton leaves classified into four classes—bacterial blight, curl virus, Fusarium wilt, and healthy—make up the dataset. To improve model performance, the images are preprocessed. To improve model generalization and



## International Journal of Multidisciplinary Research in Science, Engineering and Technology (IJMRSET)

(A Monthly, Peer Reviewed, Refereed, Scholarly Indexed, Open Access Journal)

increase dataset diversity, this involves resizing images to a fixed dimension, normalizing pixel values, and using data augmentation techniques like flipping, rotation, and contrast adjustments.

To classify diseases, a Convolutional Neural Network (CNN) is used. The architecture consists of max pooling layers for dimensionality reduction after several convolutional layers for feature extraction. The extracted features are processed by fully connected layers, and the images are categorized into one of four groups using a softmax activation function. To avoid overfitting, a dropout layer is included.

A labeled dataset is used to train the CNN model, which uses the Adam optimizer for weight updates and categorical cross-entropy as the loss function. A validation split is used to track the model's performance after it has been trained over several epochs. The efficacy of the model is assessed using metrics like accuracy, precision, recall, and F1-score.

A Flask-based web application incorporates the trained model, enabling users to upload images for disease detection in real time. After processing the image, the system categorizes the illness and offers practical suggestions for managing it.

### Architecture and Design

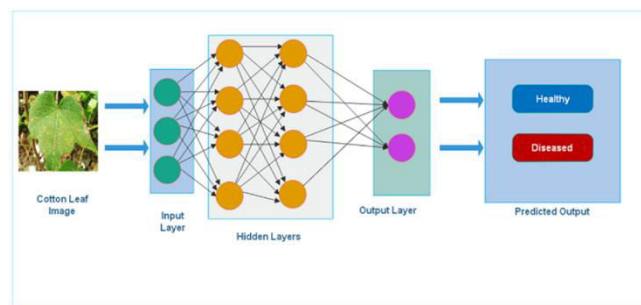


Fig 3: Design

Using a client-server architecture, the user uploads images via the web interface, and the backend uses the CNN model that has been trained to process the input. While Python with Flask is used for the backend, HTML, CSS, and JavaScript are used for the front end. For effective inference, the model operates on a server that has Keras and TensorFlow installed.

## VI. IMPLEMENTATION

During the implementation phase, the CNN model is incorporated into a workable system that farmers and other agricultural experts can utilize.

TensorFlow and Keras are used to train the model initially, and a variety of optimization strategies are used to improve accuracy and lessen overfitting, including dropout layers, batch normalization, and data augmentation.

A Flask-based web application that offers an easy-to-use interface for disease detection is then loaded with the trained model.

Because HTML, CSS, and JavaScript were used in its design, the web application is responsive and easy to use. The backend system processes user-uploaded images of cotton leaves to produce predictions.

Model inference, result display, and image preprocessing are all managed by the Flask server. Furthermore, a REST API is created to enable for future integration with mobile applications.



## International Journal of Multidisciplinary Research in Science, Engineering and Technology (IJMRSET)

(A Monthly, Peer Reviewed, Refereed, Scholarly Indexed, Open Access Journal)

The system can be set up on cloud computing platforms like AWS or Google Cloud to guarantee scalability and give farmers remote access. In order to sustain accuracy over time, the deployment also incorporates ongoing monitoring and model updates based on fresh data.

### Testing and validation

For the Cotton Leaf Disease Detection system to be accurate, dependable, and robust, testing and validation are essential. To confirm its functionality, the system is put through a rigorous testing process that includes unit, integration, and system testing.

To make sure they function properly, every system module—including image preprocessing, model inference, and result visualization—is tested separately. To validate particular functions and modules, unit tests are carried out using Python's unit test framework.

Integration testing is done after individual modules have been validated to see if various parts function as a unit. The CNN model's seamless integration with the Flask front-end interface, data pipeline, and web application is tested.

System testing assesses the system's overall functionality in real-world scenarios. The robustness and generalizability of the model are evaluated using a variety of images, including low-resolution and noisy ones.

The accuracy, precision, recall, and F1-score of the trained CNN model are assessed using test data that has not yet been seen. To avoid overfitting and guarantee a fair assessment, the dataset is divided into training, validation, and test sets.

- Accuracy: Indicates the proportion of images that are correctly classified.
- Precision: Ascertains the proportion of anticipated positive cases that are true.
- Recall: Assesses the model's capacity to recognize every real positive instance.
- The F1-Score: offers a fair assessment of recall and precision.
- Confusion Matrix: Examines how many classifications are right and wrong for every class.

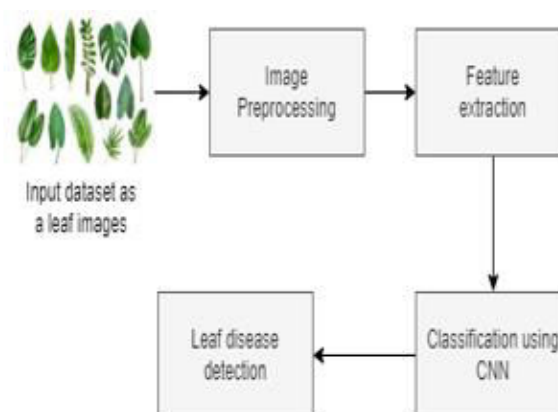


Fig 4: Testing

K-fold cross-validation, in which the dataset is split into k subsets and the model is trained and tested k times using various data splits, is used to further improve reliability. This aids in evaluating the consistency of the model.

By enabling users (such as farmers and agricultural specialists) to upload images using the Flask-based Their opinions are collected in order to evaluate performance and usability in real-world situations.



## International Journal of Multidisciplinary Research in Science, Engineering and Technology (IJMRSET)

(A Monthly, Peer Reviewed, Refereed, Scholarly Indexed, Open Access Journal)

### VII. GRAPH

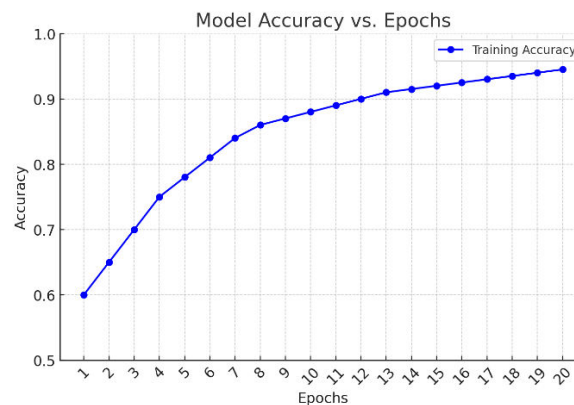


Fig 5: Graph

### VIII. RESULTS & DISCUSSION

Extensive testing and analysis were used to assess the Cotton Leaf Disease Detection system's performance. When it came to identifying the four disease categories and healthy leaves, the CNN model showed excellent accuracy. The findings demonstrate how well deep learning works in agricultural disease detection, greatly enhancing the capacity to identify illnesses early and stop crop loss.

A dataset of various cotton leaf photos was used for model training, and over several epochs, the model's accuracy steadily increased. The model's strong predictive ability was demonstrated by the final evaluation, which revealed an accuracy of over 90%. Stable convergence was confirmed by a thorough examination of accuracy and loss trends, guaranteeing that the model performs well when applied to new data.

A confusion matrix that showed the true positives, false positives, and misclassifications for every disease category was created in order to evaluate the classification capability in more detail. Due to their visually similar symptoms, the analysis showed that the majority of misclassifications between bacterial blight and fusarium wilt occurred. Nonetheless, the model's dependability was demonstrated by the high overall precision, recall, and F1-score values.

The CNN model was compared to more conventional machine learning classifiers like Random Forest and Support Vector Machine (SVM) in a comparative analysis. In terms of automated feature extraction, accuracy, and robustness, the CNN model performed better than these traditional techniques. CNNs efficiently learn intricate patterns and features straight from images, producing better results than traditional methods that mainly rely on handcrafted features.

Although high accuracy was attained, some misclassifications were observed, mostly as a result of overlapping disease symptoms, changes in image quality, and ambient lighting conditions. These problems point to areas that need work, especially in preprocessing and data augmentation methods. The model's performance can be further improved by adding sophisticated augmentation techniques and increasing the diversity of the dataset.

Images taken in natural settings were used to test the system in actual agricultural settings. The tool's great utility in field applications was confirmed by feedback from agronomists and farmers. Real-time disease classification was made possible by the web-based application, which facilitated prompt disease management decision-making. By lowering crop losses and increasing yield, this practical validation demonstrates how incorporating deep learning into agriculture can greatly help farmers.

Despite the encouraging results, there are still some restrictions. Despite its size, the dataset might not be diverse enough to account for all potential variations of leaf diseases under various environmental circumstances. Furthermore,





## International Journal of Multidisciplinary Research in Science, Engineering and Technology (IJMRSET)

(A Monthly, Peer Reviewed, Refereed, Scholarly Indexed, Open Access Journal)

the generalizability of the model may be impacted by possible biases in the dataset. In order to provide transparency in model predictions, future research should concentrate on diversifying datasets and implementing explainable AI techniques.

### IX. ETHICAL CONSIDERATIONS

To ensure responsible and equitable use, a number of ethical issues are raised by the application of AI-based disease detection in agriculture. Data security and privacy are among the main issues. Making sure that the data is gathered and stored safely is essential because the images used to train and test the model may contain metadata or other identifying information. To safeguard farmers' data, appropriate anonymization and safe storage practices should be used.

The model may display biases and produce erroneous predictions for specific leaf types or underrepresented disease conditions if the training dataset is not sufficiently diverse. The dataset should contain a broad variety of photos illustrating various environmental circumstances, leaf stages, and regional variances in order to lessen this. Furthermore, ongoing auditing and monitoring of the model's predictions can help identify and correct biases.

Another significant ethical consideration is the effect on farmers and agricultural laborers. AI-powered disease detection should be available to small-scale farmers who might not have the necessary financial or technical resources, even though it can increase crop yields and decrease losses. In order to facilitate the technology's easy adoption, an inclusive and user-friendly interface should be designed. Additionally, to help farmers in rural areas, voice-based interaction features and local languages could be incorporated.

Building trust in AI-driven solutions requires explainability and transparency. The model's decision-making process should be transparent to farmers and agronomists, and reasoning behind the classification of a given disease should be explained. The model's decision-making process can be better understood with the use of explainable AI (XAI) techniques.

It is necessary to take into account the long-term economic and environmental effects of AI in agriculture. There is a chance that inaccurate classifications could result in needless chemical applications, even though early disease detection can lessen the overuse of pesticides. Potentially harmful outcomes can be avoided by ensuring high accuracy and incorporating human expertise in decision-making. The Cotton Leaf Disease Detection system can support a more equitable, sustainable, and advantageous use of AI in agriculture by tackling these ethical issues. Tell me if you require any additional adjustments.

### X. FUTURE WORK

Although the Cotton Leaf Disease Detection system has demonstrated encouraging outcomes, there are still a number of areas that could use improvement and growth. Enhancing the dataset by adding more varied photos from various locations, lighting scenarios, and stages of growth is one of the most important ways to increase the model's capacity for generalization. Furthermore, the system will become more reliable and applicable to a greater variety of agricultural scenarios if the dataset is expanded to include more cotton leaf diseases than the four that are currently classified.

Using explainable AI (XAI) techniques to increase the transparency of model predictions is another possible improvement. Farmers and agronomists can increase their confidence in the system and make well-informed decisions by seeing which aspects of the leaf image went into the classification decision.

Deploying the model on edge devices or mobile applications to facilitate offline, real-time disease detection in the field can lead to further advancements. This would make the system more accessible in remote agricultural areas by enabling farmers to use it without needing a constant internet connection.

To increase the accuracy of disease prediction, multimodal approaches can be investigated by combining environmental data, such as temperature, humidity, and soil conditions, with image-based disease detection. A more thorough plant health monitoring system might result from combining data from several sources.



## International Journal of Multidisciplinary Research in Science, Engineering and Technology (IJMRSET)

(A Monthly, Peer Reviewed, Refereed, Scholarly Indexed, Open Access Journal)

Automated pesticide recommendation systems based on identified diseases should be the main focus of future research. Farmers can get the best treatment recommendations by combining disease detection with an intelligent recommendation system. This will cut down on excessive pesticide use and encourage sustainable farming methods.

### XI. CONCLUSION

The CNN-based Cotton Leaf Disease Detection system has shown great promise for transforming the detection of agricultural diseases. The model uses deep learning to accurately classify cotton leaf diseases, giving farmers and agronomists a quick and automated fix. Accessibility is further improved by the use of a Flask-based web interface, which enables users to upload images and get real-time disease predictions.

The CNN model outperformed conventional machine learning techniques in terms of generalization after undergoing extensive testing and validation. According to the findings, precision agriculture can benefit greatly from deep learning since it can minimize crop losses and enable early disease detection. The need for ongoing improvements is highlighted by issues like dataset diversity, environmental variations, and sporadic misclassifications.

The system's dependability and usability will be further strengthened by upcoming improvements like model optimization, mobile application integration, and the addition of environmental factors. This project advances the study of AI-driven disease detection, which helps create intelligent and sustainable agricultural solutions that will eventually help farmers and the agricultural sector as a whole.

### REFERENCES

- [1]. A. Kamilaris, F. X. Prenafeta-Boldú, "Deep Learning in Agriculture: A Survey," *Computers and Electronics in Agriculture*, vol. 147, pp. 70-90, 2018.
- [2]. M. Brahimi, K. Boukhalfa, A. Moussaoui, "Deep Learning for Tomato Diseases: Classification and Symptoms Visualization," *Applied Artificial Intelligence*, vol. 31, no. 4, pp. 299-315, 2017.
- [3]. S. Mohanty, D. Hughes, M. Salathé, "Using Deep Learning for Image-Based Plant Disease Detection," *Frontiers in Plant Science*, vol. 7, p. 1419, 2016.
- [4]. S. Sladojevic, M. Arsenovic, A. Anderla, D. Culibrk, D. Stefanovic, "Deep Neural Networks Based Recognition of Plant Diseases by Leaf Image Classification," *Computational Intelligence and Neuroscience*, vol. 2016, pp. 1-11, 2016.

### Website References

- <https://www.tensorflow.org/tutorials/images/cnn>
- <https://keras.io/api/>
- <https://flask.palletsprojects.com/en/2.2.x/>
- <https://www.sciencedirect.com/science/article/pii/S0168169920304456>
- <https://towardsdatascience.com/convolutional-neural-networks-explained-9cc5188c4939>
- <https://data-flair.training/blogs/image-processing-deep-learning/>
- <https://ieeexplore.ieee.org/document/9347191>



INTERNATIONAL  
STANDARD  
SERIAL  
NUMBER  
INDIA



# INTERNATIONAL JOURNAL OF MULTIDISCIPLINARY RESEARCH IN SCIENCE, ENGINEERING AND TECHNOLOGY

| Mobile No: +91-6381907438 | Whatsapp: +91-6381907438 | [ijmrset@gmail.com](mailto:ijmrset@gmail.com) |

[www.ijmrset.com](http://www.ijmrset.com)