



e-ISSN:2582-7219



# INTERNATIONAL JOURNAL OF MULTIDISCIPLINARY RESEARCH IN SCIENCE, ENGINEERING AND TECHNOLOGY

Volume 7, Issue 5, May 2024



INTERNATIONAL  
STANDARD  
SERIAL  
NUMBER  
INDIA

Impact Factor: 7.521



6381 907 438



6381 907 438



ijmrset@gmail.com



www.ijmrset.com



# Job Satisfaction of Health Care Workers in Hospitals

Dr. Bajrang Yadav, Gangishetty Jay Shree

Assistant Professor, Management and Commerce, NIMS University, Jaipur, India

MBA (HHM&HR) Student, NIMS University, Jaipur, India

**ABSTRACT:** This research delves into the intricate dynamics of job satisfaction among healthcare workers in prestigious hospitals in India, specifically AIIMS Jodhpur, Apollo Hospitals Jaipur, and Manipal Hospitals Jaipur. Job satisfaction is pivotal for healthcare management, influencing morale, retention rates, and ultimately, patient care quality. By exploring determinants like workload, compensation, work environment, leadership, and professional development opportunities, alongside organizational culture, the study aims to provide actionable insights and recommendations for enhancing healthcare working practices. Through a descriptive research methodology involving surveys, interviews, and observations, the research sheds light on various factors contributing to job satisfaction and wellbeing among 120 surveyed individuals. The findings underscore the significance of addressing employees' needs comprehensively to foster a positive workplace culture, emphasizing strategies such as enhancing communication channels, providing career development opportunities, and prioritizing employee wellbeing. Overall, this study contributes to understanding and improving the work experience for healthcare workers, ultimately benefiting organizational performance and patient care quality.

**KEYWORDS:** workload, compensation, work environment, leadership, professional development opportunities, organizational culture, retention rates, patient care quality, employee morale.

## I. INTRODUCTION

The job satisfaction of healthcare workers in hospitals is a critical aspect of the healthcare system, influencing employee morale, retention rates, and ultimately, the quality of patient care. As frontline providers of medical services, healthcare workers play a pivotal role in ensuring the well-being of patients and communities. However, various factors influence their job satisfaction, including workload, compensation, workplace culture, work-life balance, career advancement opportunities, and access to resources and support. In the Indian healthcare industry, which boasts a vibrant and dynamic landscape, hospitals serve a diverse range of patients, offering facilities that range from budget hospitals to multi and super-specialty hospitals. Despite the challenges faced by healthcare professionals in India, such as long working hours, high patient loads, and inadequate infrastructure, there are also factors that contribute to job satisfaction, such as the ability to make a difference in patients' lives, professional autonomy, and supportive colleagues. Research into job satisfaction among healthcare workers in India often explores the unique challenges they face and identifies strategies to enhance job satisfaction, employee engagement, and overall organizational performance. Factors such as workload, compensation, work environment, and opportunities for career advancement are crucial considerations in understanding job satisfaction among healthcare workers in Indian hospitals. Key features influencing job satisfaction include workload, compensation and benefits, work environment, work-life balance, professional development opportunities, autonomy and decision-making authority, recognition and appreciation, and communication and feedback. Addressing these features can help hospitals in India improve job satisfaction among their healthcare workforce, leading to better patient care outcomes and organizational performance. The Indian healthcare workforce comprises various professionals, including doctors, nurses, allied health professionals, support staff, and paramedical staff, who play essential roles in patient care delivery. Despite facing unique challenges such as high patient loads and limited resources, healthcare workers in Indian hospitals are dedicated to providing quality care to patients and communities. Understanding the background of Indian healthcare workers in hospitals is essential for contextualizing the study of job satisfaction in this setting. Hospitals in India have a rich historical backdrop deeply rooted in the country's cultural ethos of hospitality. Iconic establishments like AIIMS hospitals, Apollo hospitals, and Manipal hospitals have laid the groundwork for the growth of the healthcare sector in India. Today, India boasts a



diverse hospital landscape, serving various patients across the country. Given the demanding nature of the healthcare profession, it is essential to understand the factors influencing job satisfaction among healthcare workers in hospitals. Job satisfaction directly impacts workforce retention and turnover, patient care quality, organizational performance, employee well-being, patient-centred care principles, and talent attraction and retention efforts. Investigating the impact of organizational culture on job satisfaction among healthcare workers in hospitals is crucial for understanding how values, beliefs, norms, and practices within the hospital setting influence employee attitudes and perceptions. Organizational culture encompasses various elements, including leadership styles, communication patterns, teamwork dynamics, organizational values, and employee recognition practices. By studying the relationship between organizational culture and job satisfaction, researchers aim to identify specific cultural factors that contribute to positive or negative work experiences among healthcare workers. This understanding can inform hospital administrators and policymakers about areas for improvement and help develop targeted interventions to enhance organizational culture and promote job satisfaction. Overall, studying job satisfaction among healthcare workers in Indian hospitals is essential for creating supportive work environments, fostering employee engagement, and improving the overall quality of patient care. By addressing this research problem, the study aims to provide actionable insights and recommendations to support the improvement of healthcare working practices in India's prestigious hospitals, enabling them to overcome challenges, capitalize on opportunities, and achieve tangible improvements in patient care delivery.

## II. OBJECTIVES OF THE STUDY

- To assess the level of job satisfaction among healthcare workers in hospitals, including doctors, nurses, allied health professionals, and support staff.
- To identify the key factors influencing job satisfaction among healthcare workers in hospitals, such as workload, compensation, work environment, leadership, and professional development opportunities.
- To explore the relationship between organizational culture and job satisfaction among healthcare workers in hospitals, including the impact of communication patterns, teamwork dynamics, and recognition practices.
- To examine the role of individual characteristics, such as job role, years of experience, and educational background, in influencing job satisfaction among healthcare workers in hospitals.

## III. SCOPE OF THE STUDY

The scope of the study on job satisfaction of healthcare workers in hospitals encompasses a comprehensive examination of the factors influencing job satisfaction among healthcare professionals, including doctors, nurses, allied health professionals, and support staff. The study focuses on prestigious hospitals in India, specifically targeting institutions such as the All India Institute of Medical Sciences (AIIMS) Jodhpur, Apollo Hospitals Jaipur, and Manipal Hospitals Jaipur in Rajasthan. These hospitals represent diverse healthcare settings, including government-run institutions and private sector hospitals, allowing for a nuanced analysis of job satisfaction across different organizational contexts. The study adopts a cross-sectional approach, collecting data at a specific point in time to capture the current state of job satisfaction among healthcare workers. It employs a descriptive research methodology, utilizing primary data collection methods such as surveys, interviews, and observations to gather insights into various dimensions of job satisfaction, including workload, compensation, work environment, leadership, and professional development opportunities. A random sampling technique is used to select a sample of 100 or 120 staff members from each hospital, ensuring representation across different job roles and departments. The data analysis includes the use of tables, graphs, and diagrams to analyse the gathered information and identify key factors influencing job satisfaction among healthcare workers. The study aims to provide actionable insights and recommendations to support the improvement of healthcare working practices in prestigious Indian hospitals, contributing to workforce management, patient care quality, and organizational performance in the healthcare sector. Overall, the scope of the study encompasses a holistic exploration of job satisfaction among healthcare workers, with implications for enhancing employee well-being, optimizing organizational effectiveness, and ultimately improving patient outcomes in the Indian healthcare system.



**IV. RESEARCH METHODOLOGY**

The study focuses on investigating job satisfaction among healthcare workers in prestigious hospitals in India, specifically targeting All India Institute of Medical Sciences (AIIMS) Jodhpur, Apollo Hospitals Jaipur, and Manipal Hospitals Jaipur in Rajasthan. The research employs a descriptive methodology with primary data collection methods, including surveys, interviews, and observations, due to time constraints. Secondary data from journals, historical documents, magazines, and reports supplement primary data. The study utilizes survey questionnaires, interview guides, and focus group protocols to gather insights into various aspects of job satisfaction and hospital transformation. A sample size of 100 or 120 staff members from each hospital is selected using basic random sampling techniques. Data analysis involves the use of tables, graphs, and diagrams to analyse the gathered information. The questionnaire structure includes a mix of open-ended, close-ended, rank-order, and rating scale questions. Overall, the research aims to provide valuable insights into job satisfaction among healthcare workers in Indian hospitals, offering actionable recommendations for enhancing employee well-being and organizational performance.

**V. DATA ANALYSIS AND INTERPRETATION**

**5.1 Descriptive Analysis**

**5.1.1 Gender**

GENER	NO. OF RESPONDENTS	PERCENTAGE
Male	71	59.17%
Female	49	40.83%
<b>Total</b>	<b>120</b>	<b>100.00%</b>

**Table 5.1.1: Table showing the Gender of the Respondents**

**Interpretation:** The table displays the gender distribution among 120 respondents, with 71 identifying as male (59.17%) and 49 as female (40.83%). This clear presentation offers insights into the relative proportions of male and female participants, contributing to a comprehensive understanding of the surveyed population's gender composition. The total percentage of 100.00% ensures a complete depiction of the gender distribution within the sample.

**5.1.2 Age**

AGE	NO. OF RESPONDENTS	PERCENTAGE
21 – 30 years	48	40.00%
31 – 40 years	39	32.50%
41 – 50 years	21	17.50%
50 years and above	12	10.00%
<b>Total</b>	<b>120</b>	<b>100.00%</b>

**Table 5.1.2: Table showing the Age of the Respondents**

**Interpretation:** The table illustrates the distribution of respondents across different age groups within a sample size of 120 individuals. The largest cohort falls within the 21-30 age range, comprising 40.00% of the total sample, followed by the 31-40 age group at 32.50%. Individuals aged 41-50 represent 17.50% of the sample, while those 50 years and above constitute 10.00%. This breakdown offers a comprehensive overview of the age demographics within the surveyed population, with the total percentage summing up to 100.00%.



5.1.3 Hospitals

HOSPITALS	NO. OF RESPONDENTS	PERCENTAGE
AIIMS	40	33.33%
Apollo	40	33.33%
Manipal	40	33.33%
<b>Total</b>	<b>120</b>	<b>100.00%</b>

Table 5.1.3: Table showing the Hospitals of the Respondents

**Interpretation:** The table depicts the distribution of respondents among three hospitals AIIMS, Apollo, and Manipal in a sample size of 120 individuals. Each hospital is represented by 40 respondents, making up approximately 33.33% of the total sample. This balanced allocation ensures equitable sampling across the hospitals, promoting comparability of responses. The total percentage of 100.00% signifies the complete representation of all respondents, offering a comprehensive overview of the distribution across the surveyed hospitals.

5.1.4 Role/ position

ROLE/ POSITION	NO. OF RESPONDENTS	PERCENTAGE
Administrative Officers	16	13.33%
Managers	20	16.67%
Supervisors	27	22.50%
Coordinative staffs	57	47.50%
<b>Total</b>	<b>120</b>	<b>100.00%</b>

Table 5.1.4: Table showing the Role/Position of the Respondents

**Interpretation:** The table depicts the distribution of respondents across different roles within a sample size of 120 individuals. Coordinative staff represent the largest group, followed by supervisors, managers, and administrative officers. This breakdown offers insights into the distribution of responsibilities across various positions. The total percentage of 100.00% ensures a comprehensive representation of role distribution among the sample, facilitating a deeper understanding of organizational structure and dynamics.

5.1.5 Satisfaction with your current jobs

SATISFACTION WITH YOUR CURRENT JOB	FREQUENCY	PERCENTAGE
very satisfied	37	30.83%
Satisfied	49	40.83%
Dissatisfied	23	19.17%
very dissatisfied	11	9.17%
<b>Total</b>	<b>120</b>	<b>100.00%</b>

Table 5.1.5: Table showing the Satisfaction with your current jobs

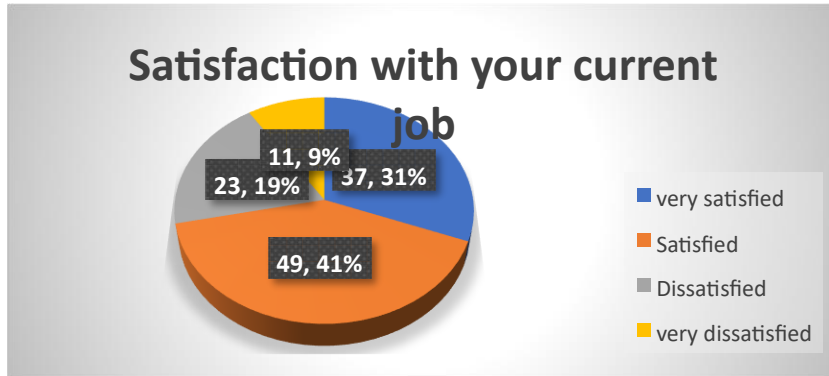


Chart 5.1.5 Chart showing the Satisfaction with your current jobs

**Interpretation:** The table reveals varied levels of job satisfaction among 120 respondents, with a majority expressing contentment but a notable portion indicating discontent. While most respondents report satisfaction with their current job, a significant minority express dissatisfaction. This nuanced landscape underscores the importance of identifying underlying factors to enhance overall workplace morale and satisfaction.

5.1.6 Work Environment

WORK ENVIRONMENT	FREQUENCY	PERCENTAGE
Excellent	39	32.50%
Good	41	34.17%
Fair	25	20.83%
Poor	15	12.50%
<b>Total</b>	<b>120</b>	<b>100.00%</b>

Table 5.1.6: Table showing the Work Environment

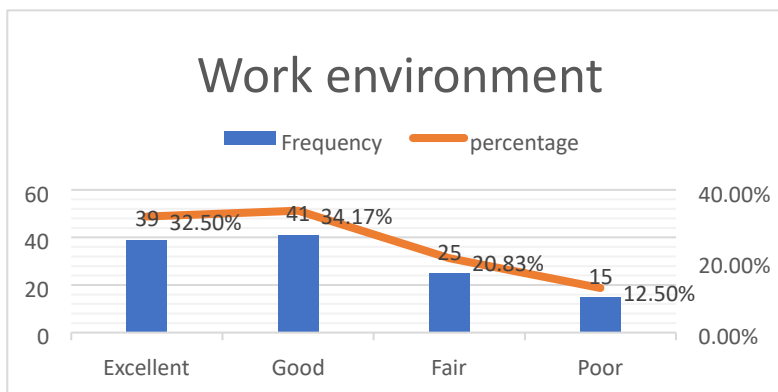


Chart 5.1.6: Chart showing the Work Environment

**Interpretation:** The table presents varied perceptions of the work environment among 120 respondents, reflecting both positive and negative views. While a majority rate the environment positively, there are notable indications of less favourable perceptions. These findings emphasize the need for further exploration to address shortcomings and foster a more supportive work environment overall.



5.1.7 Work life balance

WORK LIFE BALANCE	FREQUENCY	PERCENTAGE
Yes, very good balance	36	30.00%
Yes, somewhat balanced	59	49.17%
No, not balanced	25	20.83%
<b>Total</b>	<b>120</b>	<b>100.00%</b>

Table 5.1.7: Table showing the Work life balance

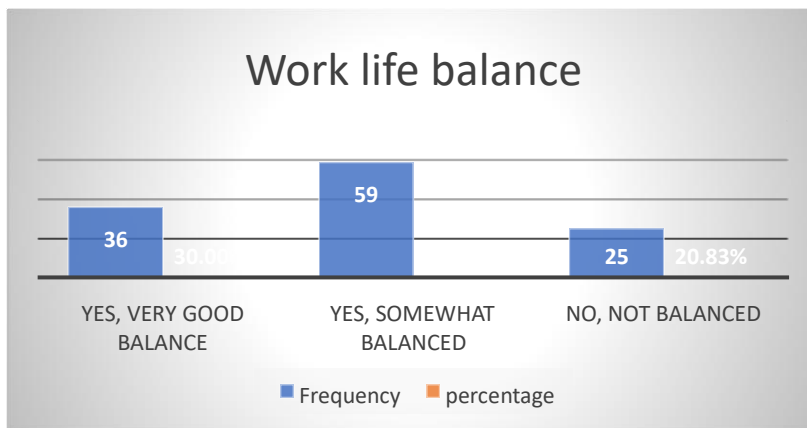


Chart 5.1.7: Chart showing the Work life balance

**Interpretation:** The table presents respondents' perceptions of work-life balance, reflecting diverse experiences among 120 individuals. While a significant portion feels they have achieved a satisfactory balance, there remains a notable minority struggling with imbalance. These findings underscore the importance of addressing factors contributing to this imbalance to foster employee well-being and satisfaction.

5.1.8 The level of Recognition

THE LEVEL OF RECOGNITION	FREQUENCY	PERCENTAGE
Yes, always	29	24.17%
Sometimes	42	35.00%
Rarely	35	29.17%
Never	14	11.67%
<b>Total</b>	<b>120</b>	<b>100.00%</b>

Table 5.1.8: Table showing the level of Recognition

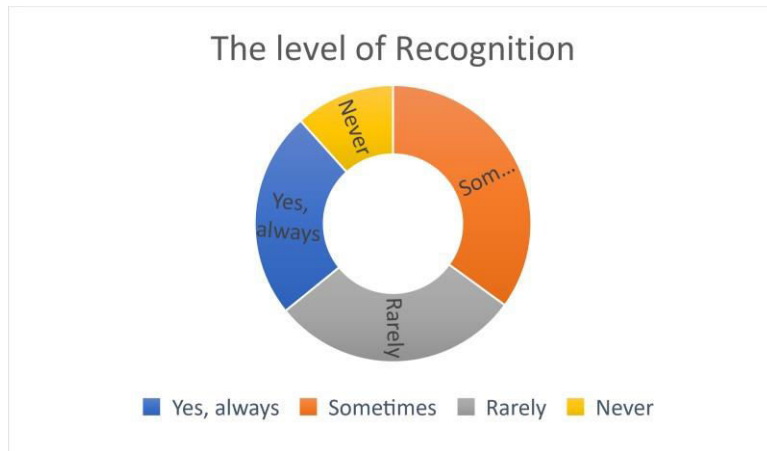


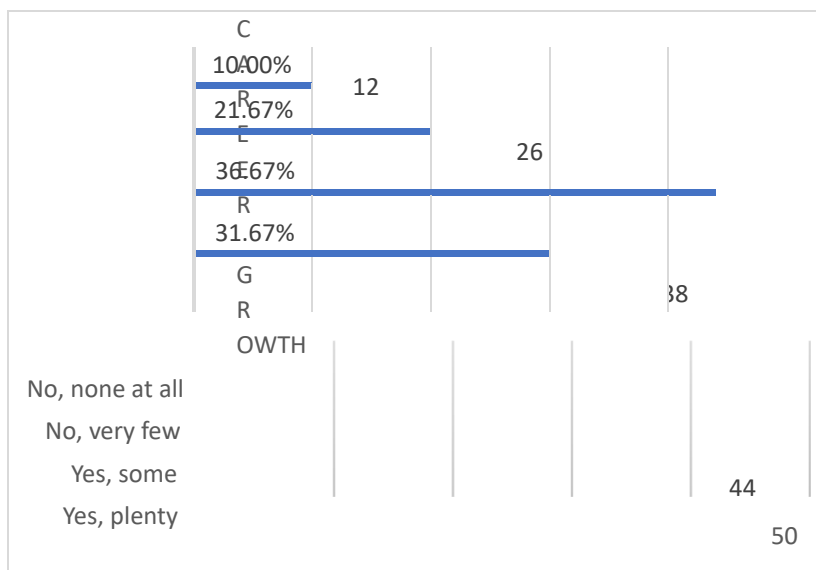
Chart 5.1.8: Chart showing the level of Recognition

**Interpretation:** The table delineates respondents' perceptions of recognition in the workplace, revealing a diverse range of experiences among 120 individuals. While some feel consistently acknowledged for their contributions, a larger segment reports sporadic recognition or even rare acknowledgment. Moreover, a notable proportion expresses a lack of recognition altogether. These findings underscore disparities in acknowledgment frequency, highlighting potential areas for improvement to foster a more positive and motivating work environment where all contributions are duly valued.

5.1.9 Career growth

CAREER GROWTH	FREQUENCY	PERCENTAGE
Yes, plenty	38	31.67%
Yes, some	44	36.67%
No, very few	26	21.67%
No, none at all	12	10.00%
<b>Total</b>	<b>120</b>	<b>100.00%</b>

Table 5.1.9: Table showing the Career growth








Chart 5.1.9: Chart showing the Career growth

**Interpretation:** The table portrays a varied landscape of career growth perceptions among respondents, showcasing both opportunities and limitations. While a significant portion acknowledges some growth prospects, a notable subset expresses concerns about limited opportunities. These findings emphasize the need to address barriers and enhance avenues for professional development to bolster employee satisfaction and retention.

5.1.10 The support from Management

THE SUPPORT FROM MANAGEMENT	FREQUENCY	PERCENTAGE
Very supportive	22	18.33%
Supportive	33	27.50%
Neutral	35	29.17%
Not supportive	17	14.17%
Very unsupportive	13	10.83%
<b>Total</b>	<b>120</b>	<b>100.00%</b>

Table 5.1.10: Table showing the support from Management

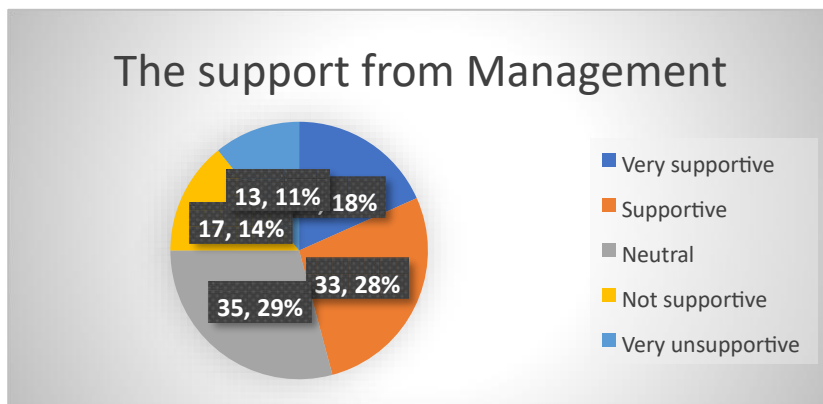


Chart 5.1.10: Chart showing the support from Management

**Interpretation:** The table presents diverse perceptions of management support among respondents, ranging from strong support to dissatisfaction. While a significant portion views management as supportive, a notable subset remains neutral, indicating ambiguity in their assessment. Additionally, there are indications of dissatisfaction, highlighting



areas for improvement in communication, leadership, and employee engagement to cultivate a more supportive workplace environment.

5.1.11 Secure in job

SECURE IN JOB	FREQUENCY	PERCENTAGE
Yes, very secure	26	21.67%
Yes, somewhat secure	39	32.50%
No, not very secure	31	25.83%
No, not very secure at all	24	20.00%
<b>Total</b>	<b>120</b>	<b>100.00%</b>

Table 5.1.11: Table showing the Secure in job

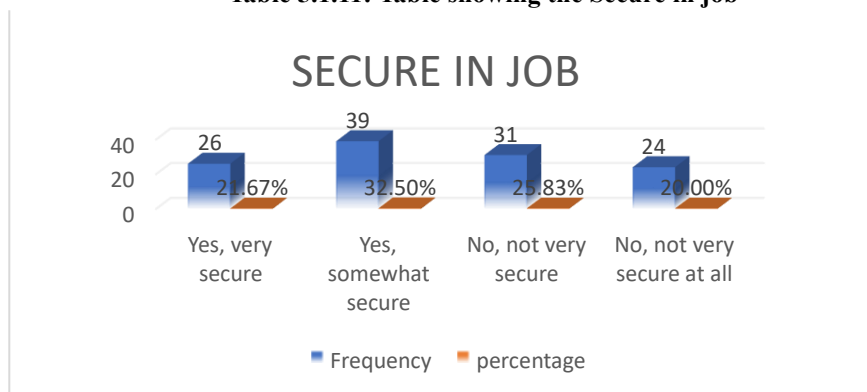


Chart 5.1.11: Chart showing the Secure in job

**Interpretation:** The table highlights respondents' perceptions of job security, revealing a mix of sentiments among the surveyed individuals. While a significant portion feels secure in their job, others express varying degrees of apprehension. These findings underscore the importance of addressing concerns to cultivate a sense of stability and confidence among the workforce, ultimately promoting employee well-being and organizational resilience.

5.1.12 Communication

COMMUNICATION	FREQUENCY	PERCENTAGE
Yes, very effective	23	19.17%
Yes, somewhat effective	63	52.50%
No, not very effective	26	21.67%
No, not effective at all	8	6.67%
<b>Total</b>	<b>120</b>	<b>100.00%</b>

Table 5.1.12: Table showing the Communication

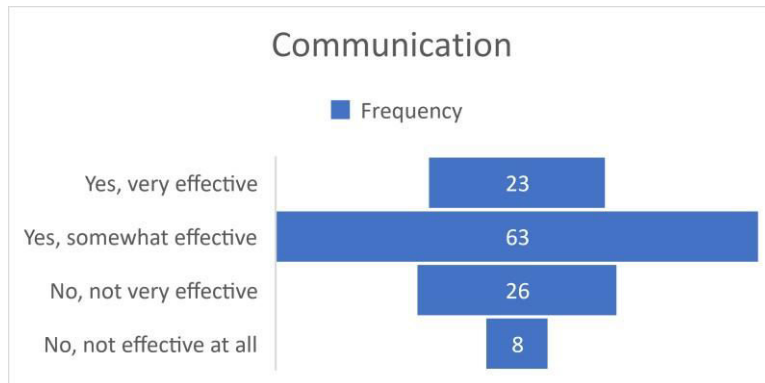


Chart 5.1.12: Chart showing the Communication

**Interpretation:** The table summarizes respondents' perceptions of communication effectiveness within their workplace, reflecting varying degrees of satisfaction. While a majority view communication as somewhat effective, notable proportions express dissatisfaction. These findings emphasize the need to address communication shortcomings to promote clarity, transparency, and efficiency, ultimately enhancing employee engagement and organizational effectiveness.

5.1.13 Job fulfilling

JOB FULFILLING	FREQUENCY	PERCENTAGE
Very fulfilling	19	15.83%
Somewhat fulling	47	39.17%
Neutral	31	25.83%
Not very fulfilling	11	9.17%
Not fulfilling at all	12	10.00%
<b>Total</b>	<b>120</b>	<b>100.00%</b>

Table 5.1.13: Table showing the Job fulfilling

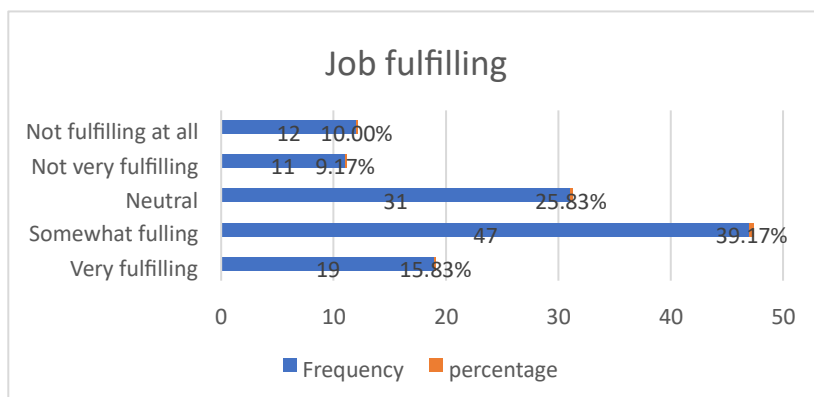


Chart 5.1.13: Chart showing the Job fulfilling

**Interpretation:** The table depicts respondents' perceptions of job fulfillment among 120 individuals, reflecting a diverse array of sentiments ranging from very fulfilling to not fulfilling at all. While a substantial proportion finds their job fulfilling to some extent, significant segments express neutrality or dissatisfaction. These findings underscore the need for aligning job roles with employee expectations to bolster overall job satisfaction and engagement.



5.1.14 Salary and benefits package

SALARY AND BENEFITS PACKAGE	FREQUENCY	PERCENTAGE
Very satisfied	14	11.67%
satisfied	29	24.17%
Neutral	31	25.83%
Dissatisfied	25	20.83%
Very dissatisfied	21	17.50%
<b>Total</b>	<b>120</b>	<b>100.00%</b>

Table 5.1.14: Table showing the Salary and benefits package

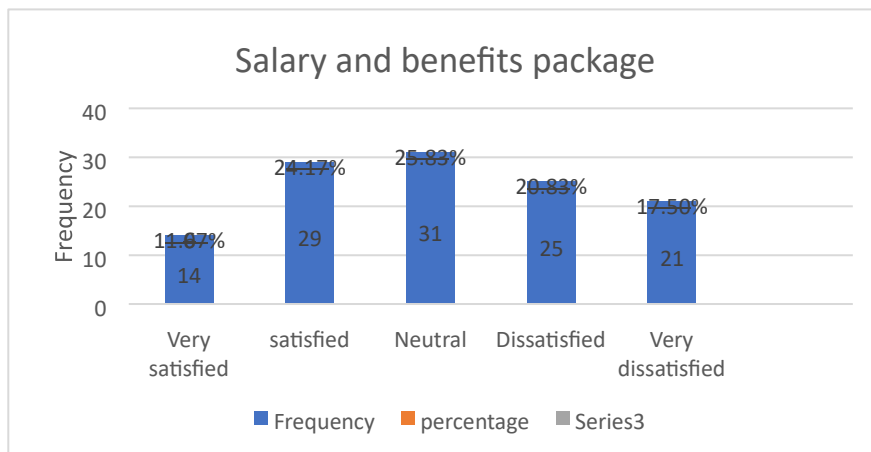


Chart 5.1.14: Chart showing the Salary and benefits package

**Interpretation:** The table reflects responses on satisfaction with salary and benefits among 120 surveyed individuals, showing diverse sentiments ranging from very satisfied to very dissatisfied. While some express contentment and others neutrality, a notable portion indicates dissatisfaction, highlighting potential areas for improvement in compensation and benefits provision.

5.1.15 Physical and Mental Wellbeing at work place

PHYSICAL AND MENTAL WELLBEING AT WORK PLACE	FREQUENCY	PERCENTAGE
Yes, fully supported	25	20.83%
Somewhat supported	49	40.83%
No, not supported enough	27	22.50%
No, not supported enough at all	19	15.83%
<b>Total</b>	<b>120</b>	<b>100.00%</b>

Table 5.1.15: Table showing the Physical and Mental Wellbeing at work place

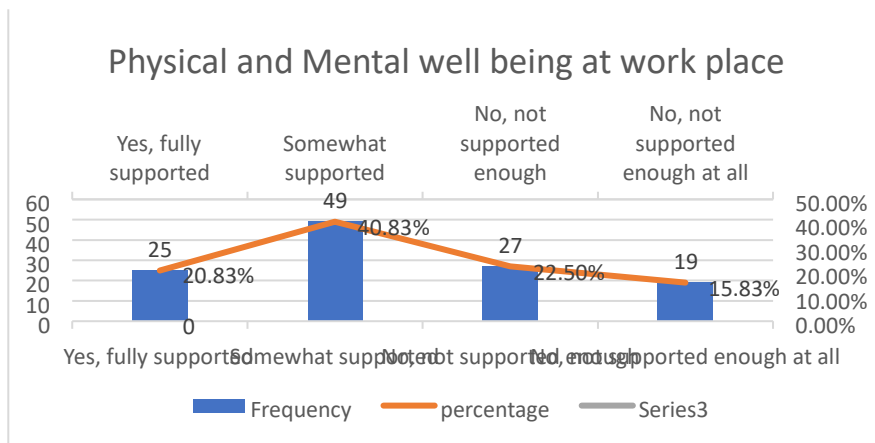



Chart 5.1.15: Chart showing the Physical and Mental Wellbeing at work place

**Interpretation:** The table portrays responses concerning the level of physical and mental wellbeing support in the workplace among 120 participants. While a significant portion feels at least somewhat supported, with 20.83% indicating full support and 40.83% reporting partial support, concerns arise as 22.5% of respondents feel inadequately supported, and 15.83% perceive no support at all. These findings underscore a varied perception of wellbeing support, signalling the necessity for comprehensive evaluation and potential improvements to address employees' diverse support needs.

## VI. CONCLUSION

The job satisfaction of healthcare workers in hospitals is influenced by various factors such as gender distribution, age demographics, roles, work environment, work-life balance, career growth opportunities, management support, job security, communication effectiveness, job fulfilment, satisfaction with salary and benefits, and physical and mental wellbeing support. While the majority of healthcare workers express satisfaction with their jobs and perceive a positive work environment, concerns exist regarding job security, recognition, communication effectiveness, and satisfaction with salary and benefits. To address these concerns and enhance job satisfaction, hospitals should prioritize efforts to create an inclusive, supportive, and conducive work environment. This includes promoting gender equality, enhancing career growth opportunities, improving management support, promoting work-life balance, enhancing communication strategies, addressing job security concerns, evaluating salary and benefits packages, supporting physical and mental wellbeing, promoting job fulfilment, and fostering a positive organizational culture. Implementing these recommendations can lead to improved morale, engagement, and retention among healthcare workers, ultimately enhancing the quality of patient care and organizational success.

## REFERENCES

### Articles and Journals

- Adams, A., & Bond, S. (2000). Hospital nurses' job satisfaction, individual and organizational characteristics. *Journal of Advanced Nursing*, 32(3), 536-543.
- Al-Aameri, A. S. (2000). Job satisfaction and organizational commitment for nurses. *Saudi Medical Journal*, 21(6), 531-535.
- Amini, A., & Ebrahimi, H. (2019). Job satisfaction among healthcare workers: The role of organizational trust and job autonomy. *International Journal of Healthcare Management*, 12(4), 289-295.
- Asif, M., Jameel, A., Hussain, A., & Hwang, J. (2019). Social exchange and job satisfaction among healthcare professionals: A cross-sectional analysis. *BMC Health Services Research*, 19(1), 275.
- Azeem, S. M., Akhtar, N., Umrani, W. A., & Jatoti, S. (2014). Factors affecting job satisfaction of employees in Pakistani banking sector. *Journal of Business Studies Quarterly*, 5(2), 92-102.



6. Blegen, M. A. (1993). Nurses' job satisfaction: A meta-analysis of related variables. *Nursing Research*, 42(1), 36-41.
7. Carey, M. A., & Smith, M. W. (1994). Capturing the individual: The validity of job satisfaction scores for nurses. *Nursing Research*, 43(3), 179-183.
8. Chang, E., Hancock, K. M., Johnson, A., & Daly, J. (2005). Role stress in nurses: Review of related factors and strategies for moving forward. *Nursing and Health Sciences*, 7(1), 57-65.
9. Chou, L. F., Chu, T. L., Chen, C. H., & Lin, K. C. (2014). Job satisfaction and perceptions of quality of patient care, collaboration and teamwork in acute care hospitals. *Journal of Advanced Nursing*, 70(12), 2834-2845.
10. Duffield, C., Roche, M., O'Brien-Pallas, L., Catling-Paull, C., & King, M. (2009). Staff satisfaction and retention and the role of the nursing unit manager. *Collegian*, 16(1), 1117.
11. Fasbender, U., Wang, M., & Voltmer, J. B. (2019). Job satisfaction and turnover intentions of healthcare staff: The role of work engagement, psychological capital, and job insecurity. *Health Care Management Review*, 44(2), 160-170.

#### **Web sources**

1. <https://www.aiimsjodhpur.edu.in/>
2. <https://www.apollospectra.com/jaipur/lal-kothi/our-hospitals/best-hospital-in-lalkothi-jaipur>
3. <https://www.manipalhospitals.com/jaipur/>
4. <https://chat.openai.com/>
5. <https://www.google.co.in/>



INTERNATIONAL  
STANDARD  
SERIAL  
NUMBER  
INDIA



# INTERNATIONAL JOURNAL OF MULTIDISCIPLINARY RESEARCH IN SCIENCE, ENGINEERING AND TECHNOLOGY

| Mobile No: +91-6381907438 | Whatsapp: +91-6381907438 | [ijmrset@gmail.com](mailto:ijmrset@gmail.com) |

[www.ijmrset.com](http://www.ijmrset.com)